

Instruction for use



Material StecoForm® Flex

StecoForm Flex is a high precision addition vulcanizing impression silicone. The material has a high stability and a tixotrope behaviour. With its soft consistency and high tear resistance it qualifies especially for impression of untermcuts.

Technical data acc. DIN EN ISO 4823:

Consistency:	medium viscous - Type 2	Processing time:	1:30 min ± 15 s
Deflasking time at 37° C:	3 min ± 1 min	Deformation under pressure:	16,1 ± 0,5 %
Linear change of measures:	< 0,1 %	Recovery from deformation:	> 95 %
Final hardness:	12 Shore A	Form of delivery:	50 ml double cartridge

The mixing and processing times refer to a room temperature of 23 °C and a relative humidity of 50 %. Lower temperatures prolong, higher temperatures shorten these times.

Indication:

Impression of extra oral and intra oral anatomical structures as well as free of movement blocked implant impression components. Mono and double phase impressions together with addition vulcanizing silicones of other hardness.

Sterilisation and disinfection advice:

The product is delivered not steril.

For Disinfection the impression should be bathed in disinfection solution. The usage of a 2 % glutaraldehyde solution is recommended. Please make sure that the used disinfection solution is compatible for being used with addition vulcanizing silicones. After removing the impression from the impressed anatomic structure it has to be washed up with running water for 15 s. The bathing time for the impression is about 10 - 15 min, afterwards it has to be washed up with running water for another 15 s. Please refer to disinfection agent manufacturers instructions as well.

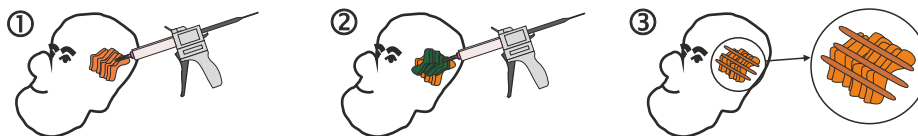
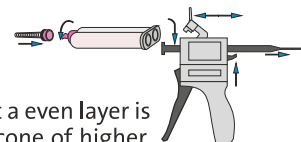
Reuse:

When using double cartridges, the mixing tip is to remain on the cartridge as sealing. Use new mixing tip at next use of the cartridge.

Advice for processing:

When using double cartridges, clamp these into the injector and apply mixing tip, the mixing is done inside the mixing tip automatically. It is recommended to dispose the initially mixed (pea-sized) amount of material.

The material is applied directly from the mixing tip to the area ① which has to be impressed in a way that a even layer is applied. The material can be stabilized by application of an additional layer of additional vulcanizing silicone of higher hardness. ② Sticks can be used for stabilisation as well. ③



Casting and Galvanisation:

After disinfection dry the impression and store it at normal room temperature (max. 25 °C). The impression should be poured 30 min at the earliest after removal from the patient. Using special purpose hard plaster (ISO 6873, type 3) respectively an ultra hard plaster (ISO 6873, type 4) is recommended. The impression can be copper or silver galvanised.

Important advice:

Keep away from children! Only for medical use!

- Be careful when impressing areas with close contact to breath ways, because there is a risk of choking for the patient. Make sure to take suitable precautions!
- Open defect structures should be tamponaded or plugged to prevent impression material from accessing the defect.
- Implant impression components have to be blocked with a harder material (shore A >70) to avoid movement and transfer failing.
- When using double cartridges, the mixing tip is to remain on the cartridge as sealing.
- Do not combine with condensation vulcanising impression materials!
- Residues of retraction aids have to be removed by use of water spray. Polymerisation may be disturbed by use of e. g. latex gloves, cremes, cleaning agents, resins etc.

This product was developed for dental and anaplastological (facial prosthetics) use and has to be applied to the instructions. In the case of damages resulting from ulterior or improper use, the manufacturer assumes no liability. Furthermore the user is bound to check the product according to suitability and possible use in self dependence before using it subject to its purpose, especially in case the purpose is not mentioned in the instructions.

Storage conditions:

Store at room temperature, i. e. 18 °C - 28 °C.

Durability:

See date of expiry. Do not use if expiry date has passed.


Form of delivery:

A.57.01.050 50 ml double cartridge, 8 pieces in a box
S.57.01.2DK5MK 2 x 50 ml double cartridge, 5 mixing tips (pink)
O.57.MB5.4-12D (Accessories) 50 mixing tips (pink)

Explanation of symbols



Expiry date



Not sterile



Charge
LOT number



Order
number




Caution! Consult
accompanying
documents



Refer to
instruction



Manufacturer



Class I medical
product acc.
93/42/EWG



Dentasil is de officiële distributeur
van Steco Systeem Techniek



Contact
informatie



Internet: <https://www.dentasil.com/steco>
E-mail: info@dentasil.nl